

Concorde Nail Bar


01052A / 01052B / 01052C / 01052D

Edition 2-2019



REM (UK) Limited
Glenfield Mill,
Glenfield Road,
Nelson, Lancashire
BB9 8AW
T: +44 (0)1282 619 977
F: +44 (0)1282 619 617
E: sales@rem.co.uk
W: www.rem.co.uk

Made in Britain 



Concorde Nail Bar

01052A / 01052B / 01052C / 01052D

Edition 2-2019

Product Name: Concorde Nail Bar

Product Type: Nail Bar

Product Codes:

- 01052A - 1 Position Concorde Nail Bar (no filter)
- 01052B - 1 Position Concorde Nail Bar inc. Storage (no filter)
- 01052C - 2 Position Concorde Nail Bar (no filter)
- 01052D - 2 Position Concorde Nail Bar inc. Storage (no filter)

Standard Equipment (storage units):

- 1 lockable cupboard with 2 slide out trays (01052B / 01052D)

Optional Equipment:

- Advanced Air Filter System (see below for details)
- Double chrome socket

Air Filter System:

2 stage purification system:

1. A removable particle filter to catch larger nail particles & waste.
2. HEPA Carbon activated filter to catch particles as small as 0.3 microns to 99.97% effectiveness.

Air flow rate at filter surface: 0.90-0.95m/s

Decibel reading at sitting position: 62 Db

Main Construction:

- Timber construction finished in high pressure laminate from the REM laminate range
- 2 high impact polypropylene trays

Finish:

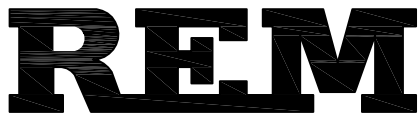
- Any laminate from the REM swatch range

Features:

- Storage cupboard (if ordered)
- Double socket (if ordered)
- Filter system (if ordered)



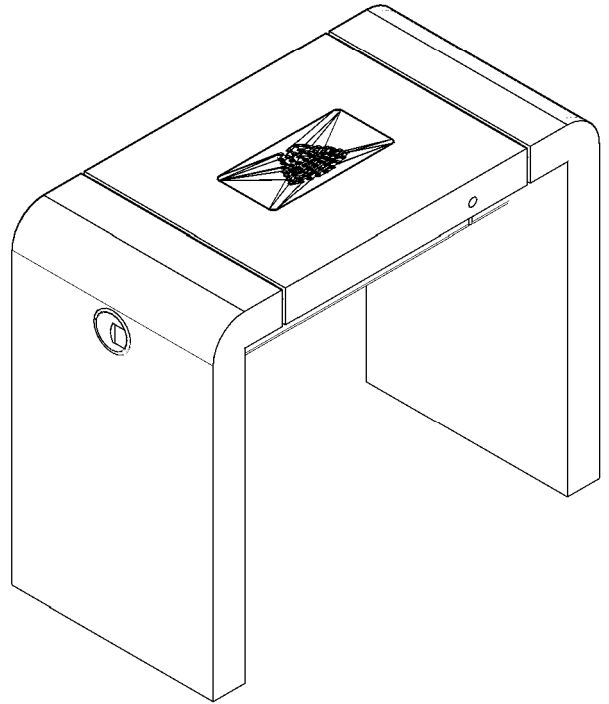
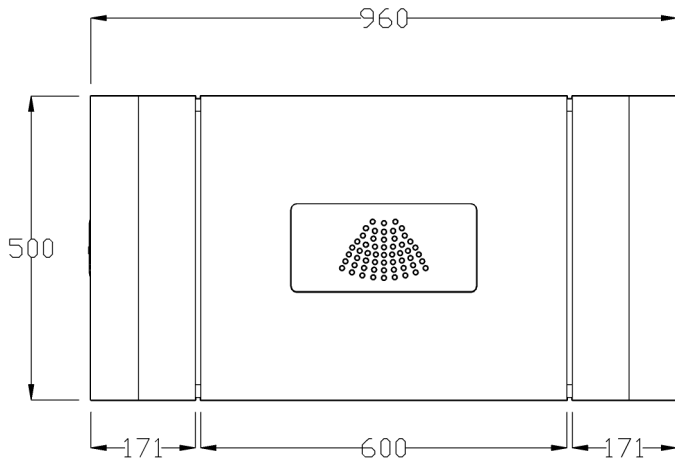
NOTE: MODEL SHOWN COMPLETE WITH
ADDITIONAL FILTER AND SOCKETS



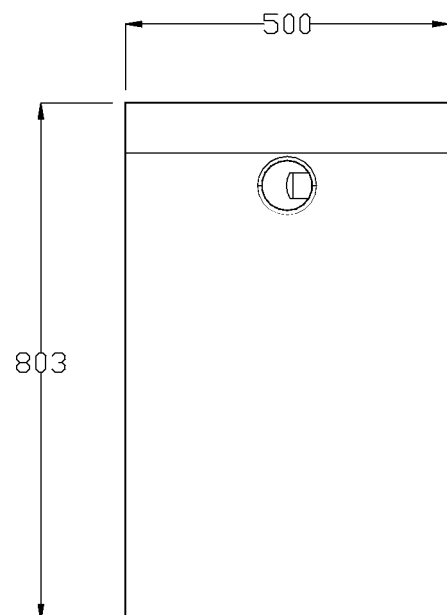
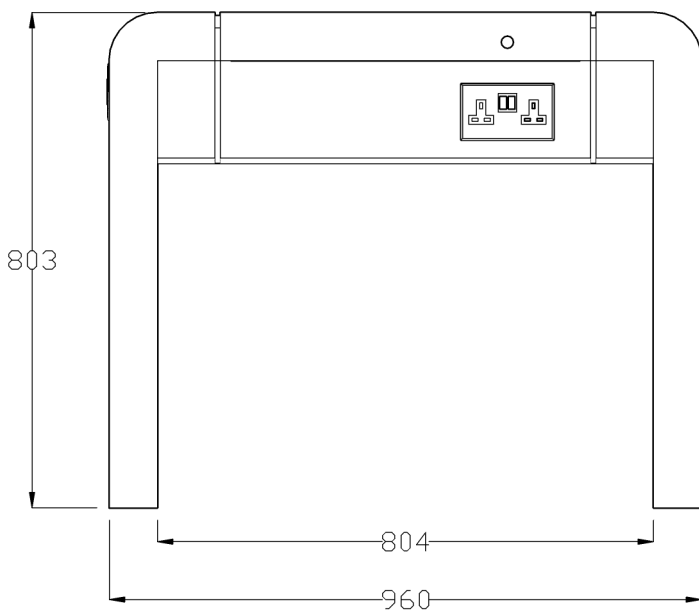
Dimension

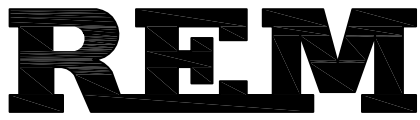
Concorde Nail Bar
01052A
Edition 2-2019

NOTE: sizes may vary slightly from shown



NOTE: MODEL SHOWN COMPLETE WITH ADDITIONAL
FILTER AND SOCKETS

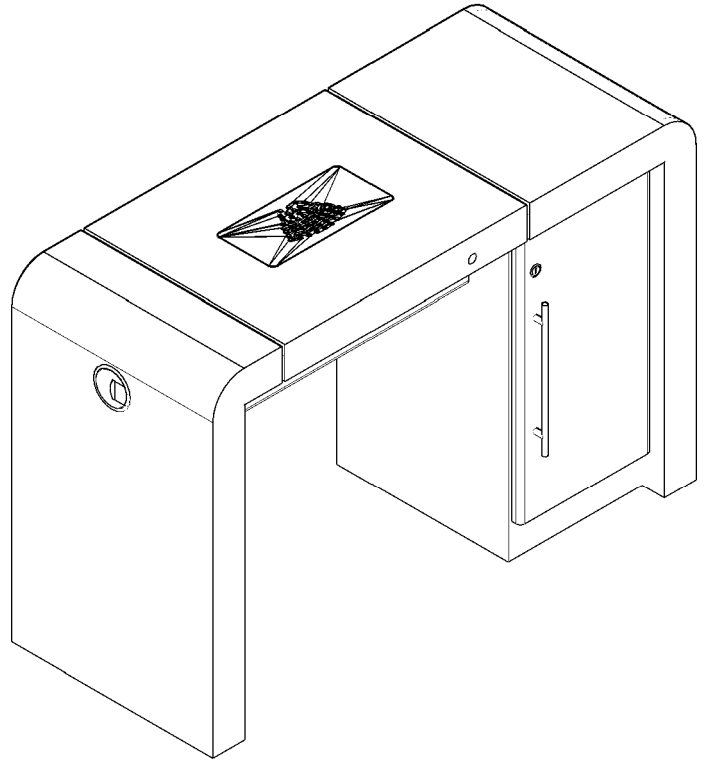
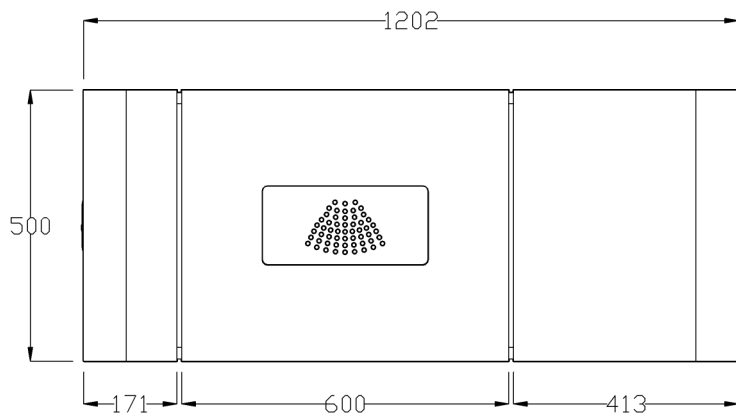




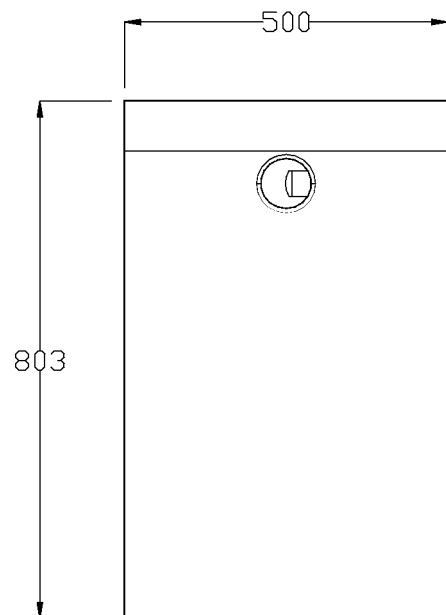
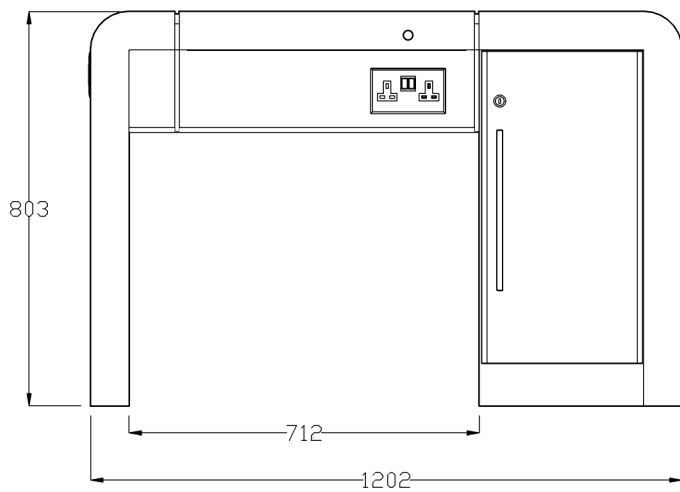
Dimension

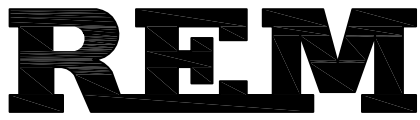
Concorde Nail Bar
01052B
Edition 2-2019

NOTE: sizes may vary slightly from shown



NOTE: MODEL SHOWN COMPLETE WITH ADDITIONAL
FILTER AND SOCKETS

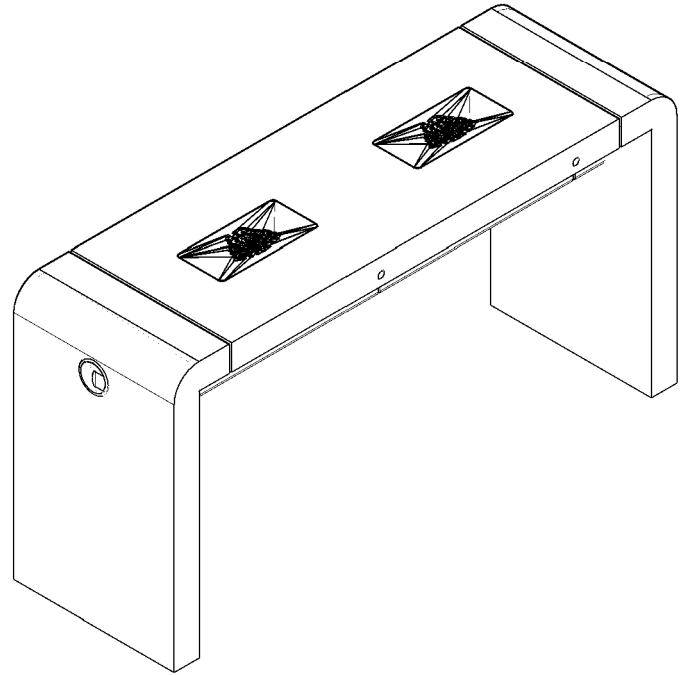
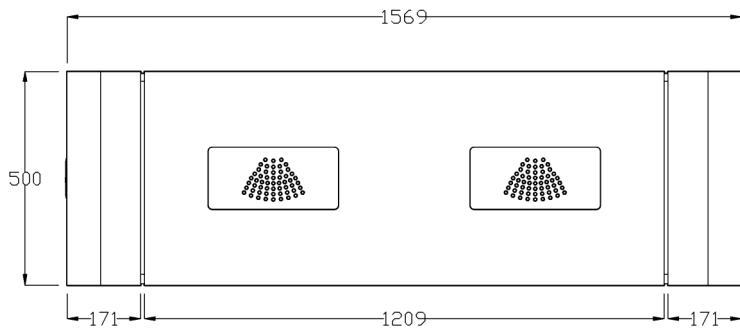




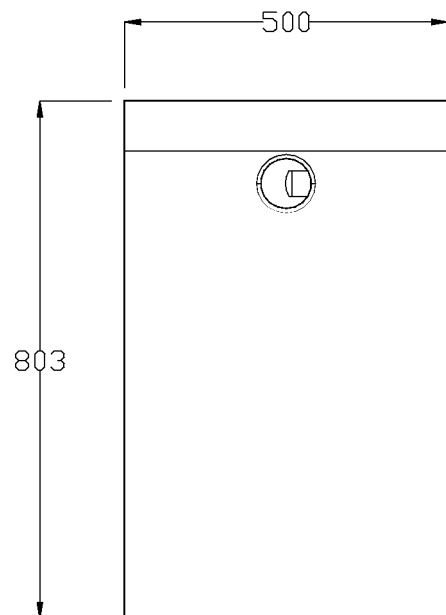
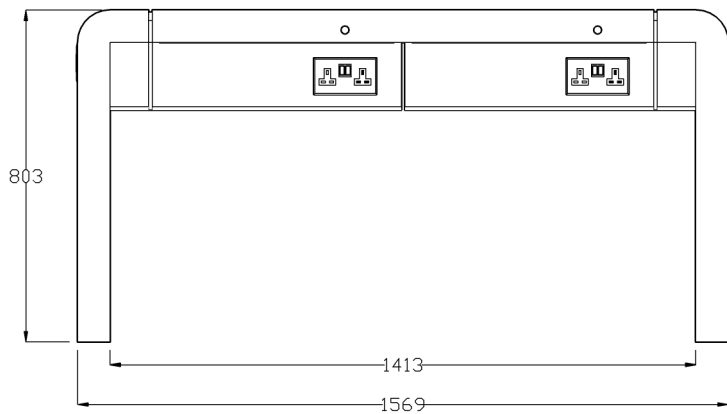
Dimension

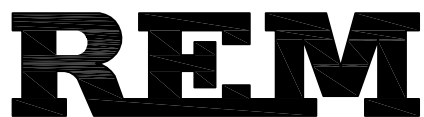
Concorde Nail Bar
01052C
Edition 2-2019

NOTE: sizes may vary slightly from shown



NOTE: MODEL SHOWN COMPLETE WITH ADDITIONAL
FILTER AND SOCKETS

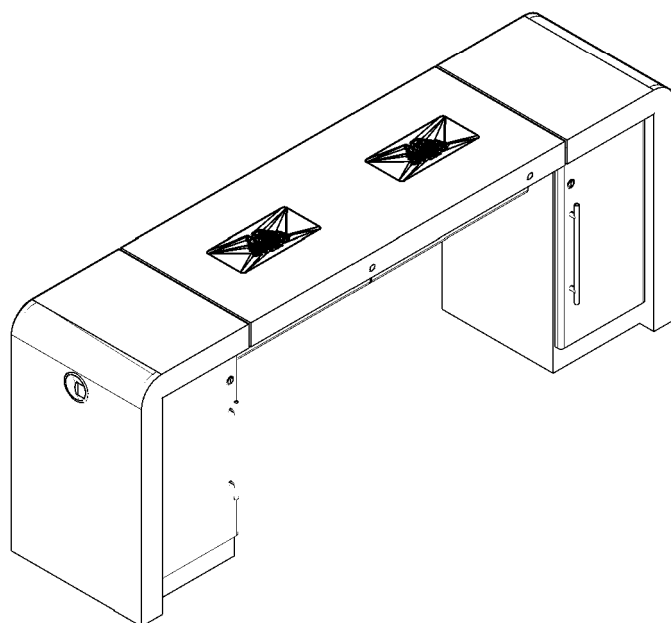
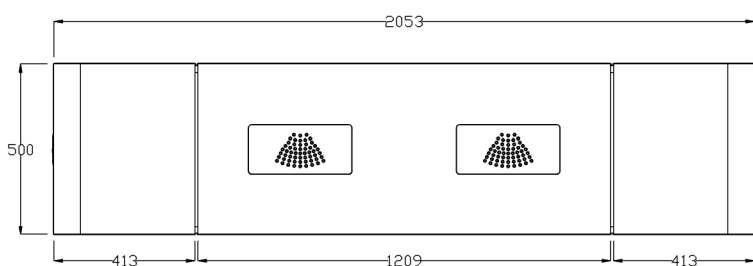




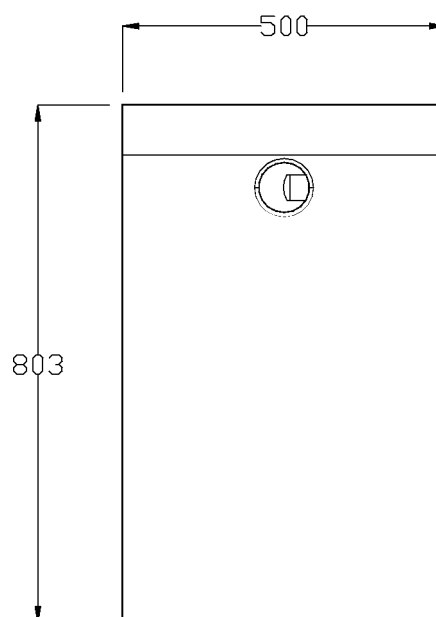
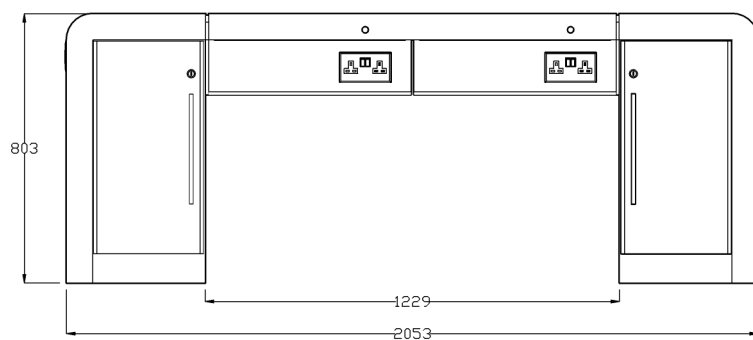
Dimension

Concorde Nail Bar
01052D
Edition 2-2019

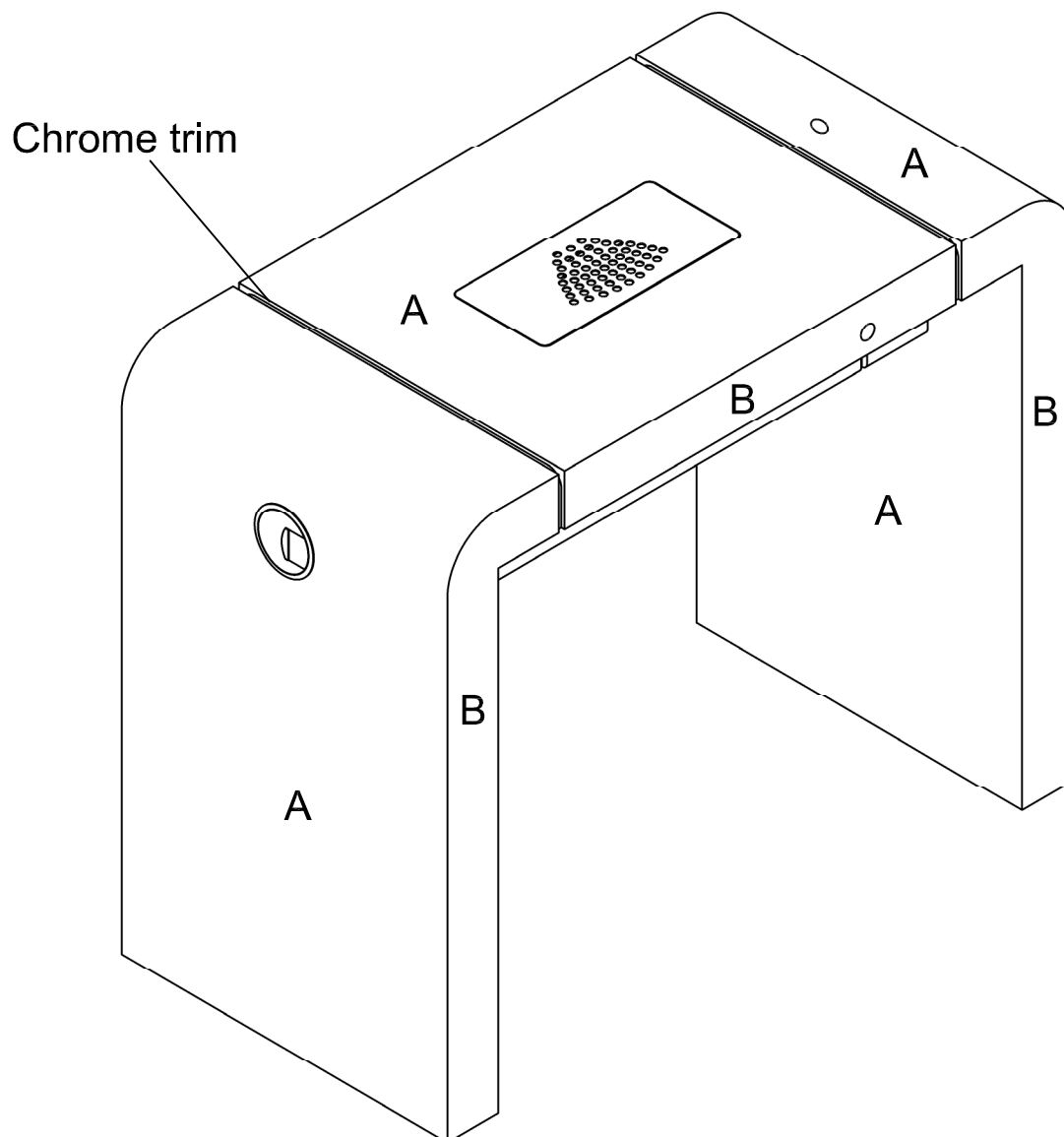
NOTE: sizes may vary slightly from shown



NOTE: MODEL SHOWN COMPLETE WITH ADDITIONAL
FILTER AND SOCKETS



Concorde Nail Bar
01052A
Edition 2-2019



A = Laminate
B = Laminate

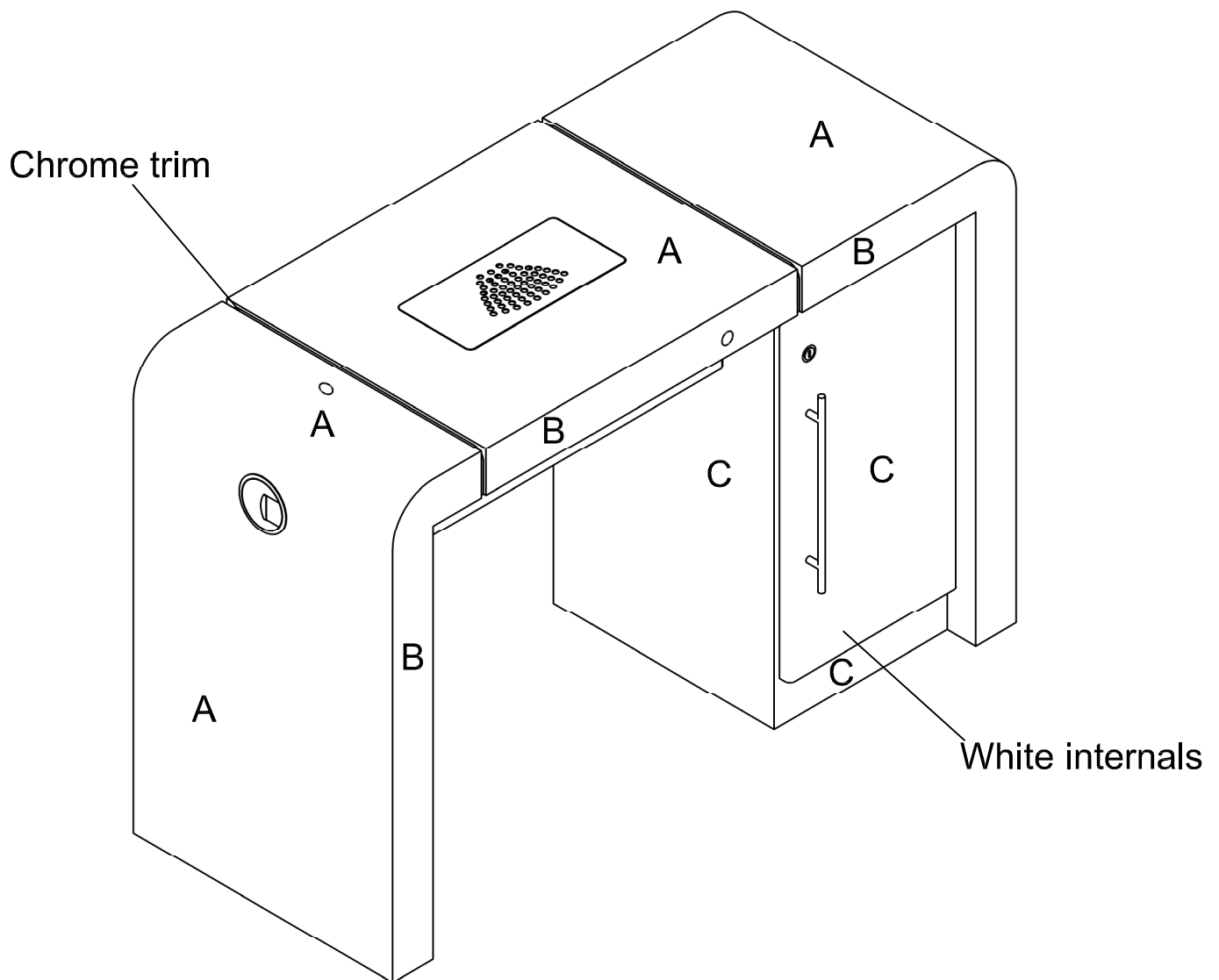
Choice of REM laminates

Optional extras must be clearly
detailed at time of order:

Chrome socket - 05852
Chrome socket Pre-Wired - 05889

NOTE: MODEL SHOWN COMPLETE WITH
ADDITIONAL FILTER AND SOCKETS

Concorde Nail Bar
01052B
Edition 2-2019



A = Laminate
B = Laminate
C = Laminate

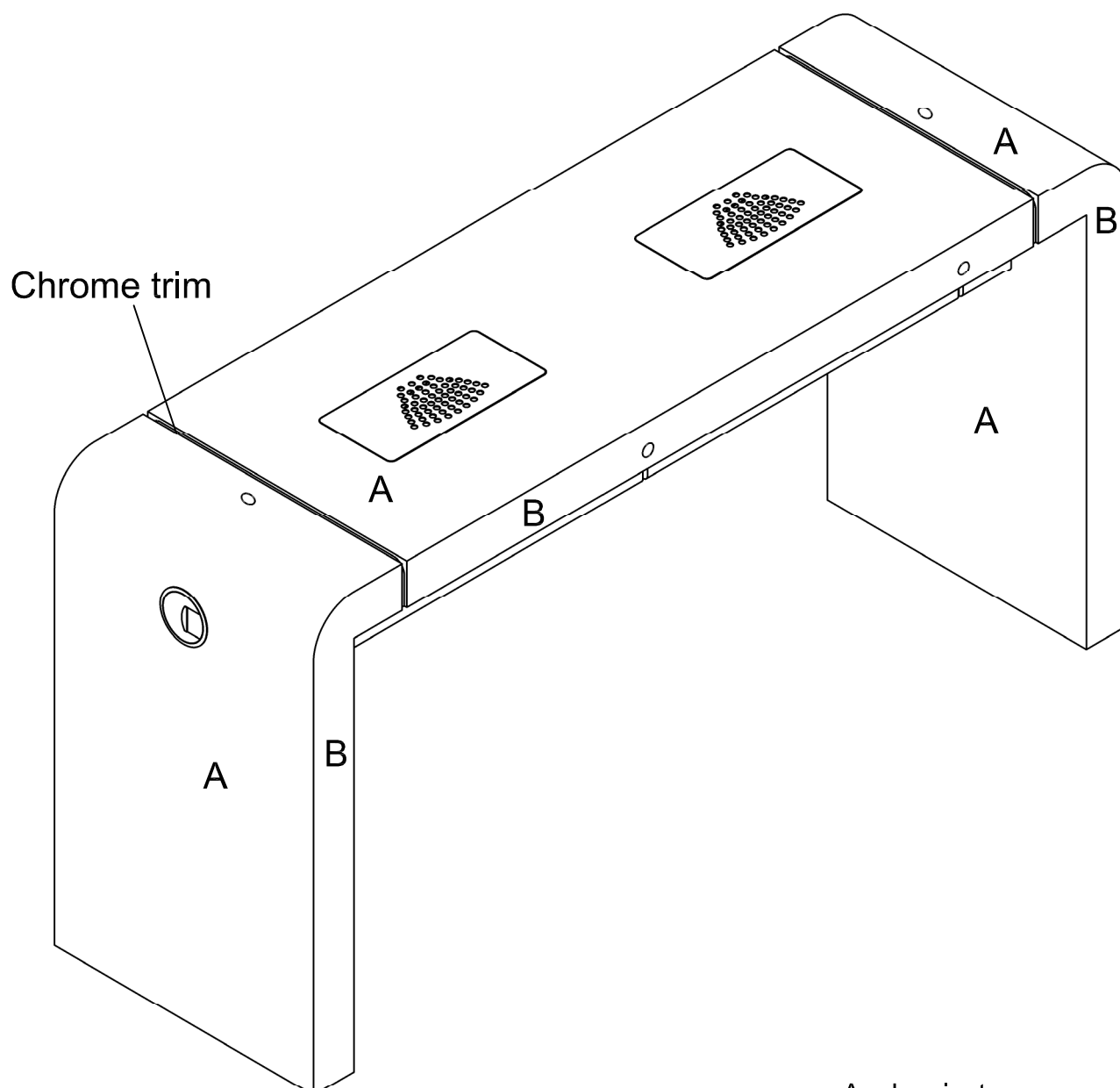
Choice of REM laminates

Optional extras must be clearly
detailed at time of order:

NOTE: MODEL SHOWN COMPLETE WITH
ADDITIONAL FILTER AND SOCKETS

Chrome socket - 05852
Chrome socket Pre-Wired - 05889

Concorde Nail Bar
01052C
Edition 2-2019



A = Laminate
B = Laminate

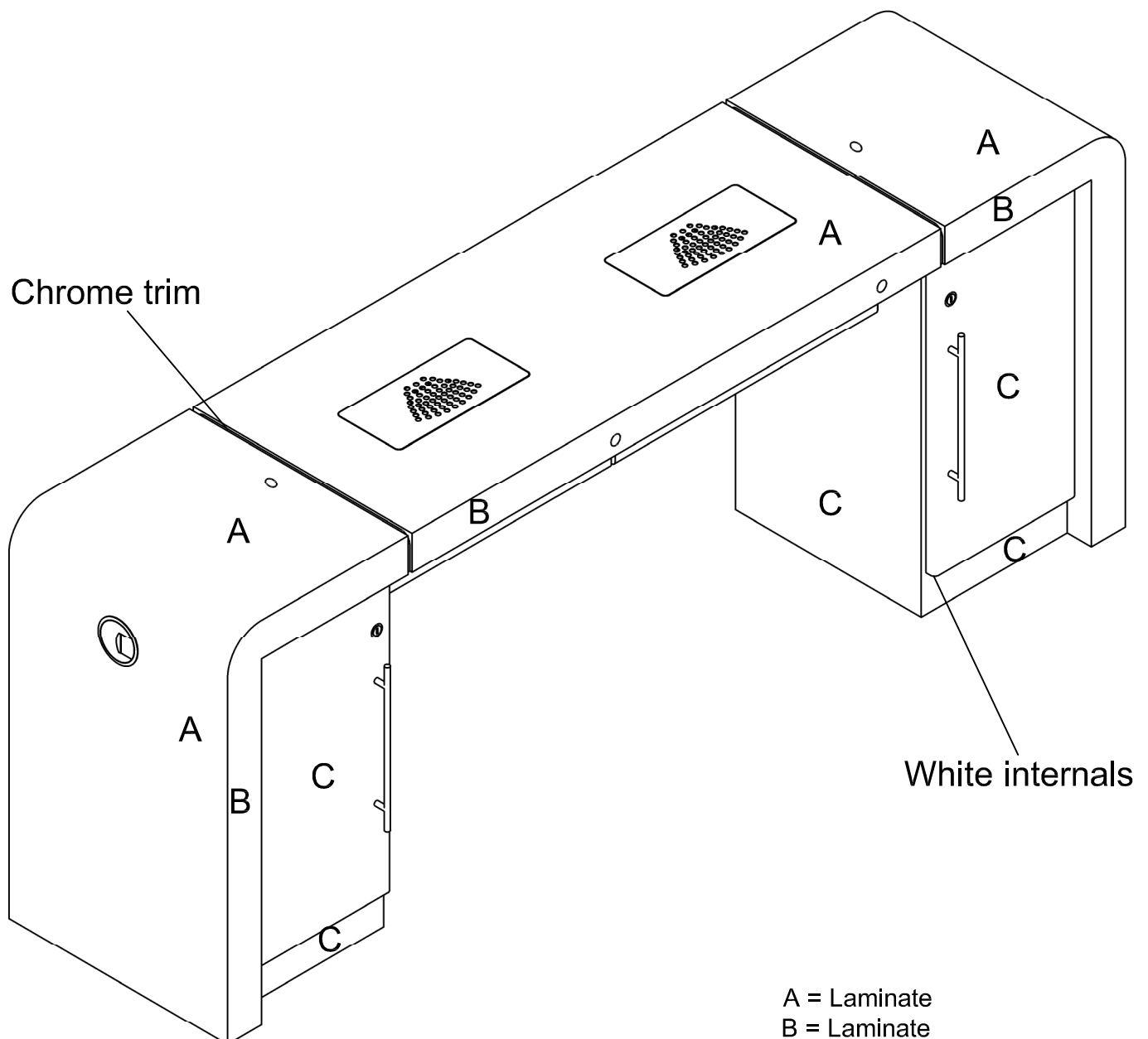
Choice of REM laminates

Optional extras must be clearly
detailed at time of order:

NOTE: MODEL SHOWN COMPLETE WITH
ADDITIONAL FILTER AND SOCKETS

Chrome socket - 05852
Chrome socket Pre-Wired - 05889

Concorde Nail Bar
01052D
Edition 2-2019



A = Laminate
B = Laminate
C = Laminate

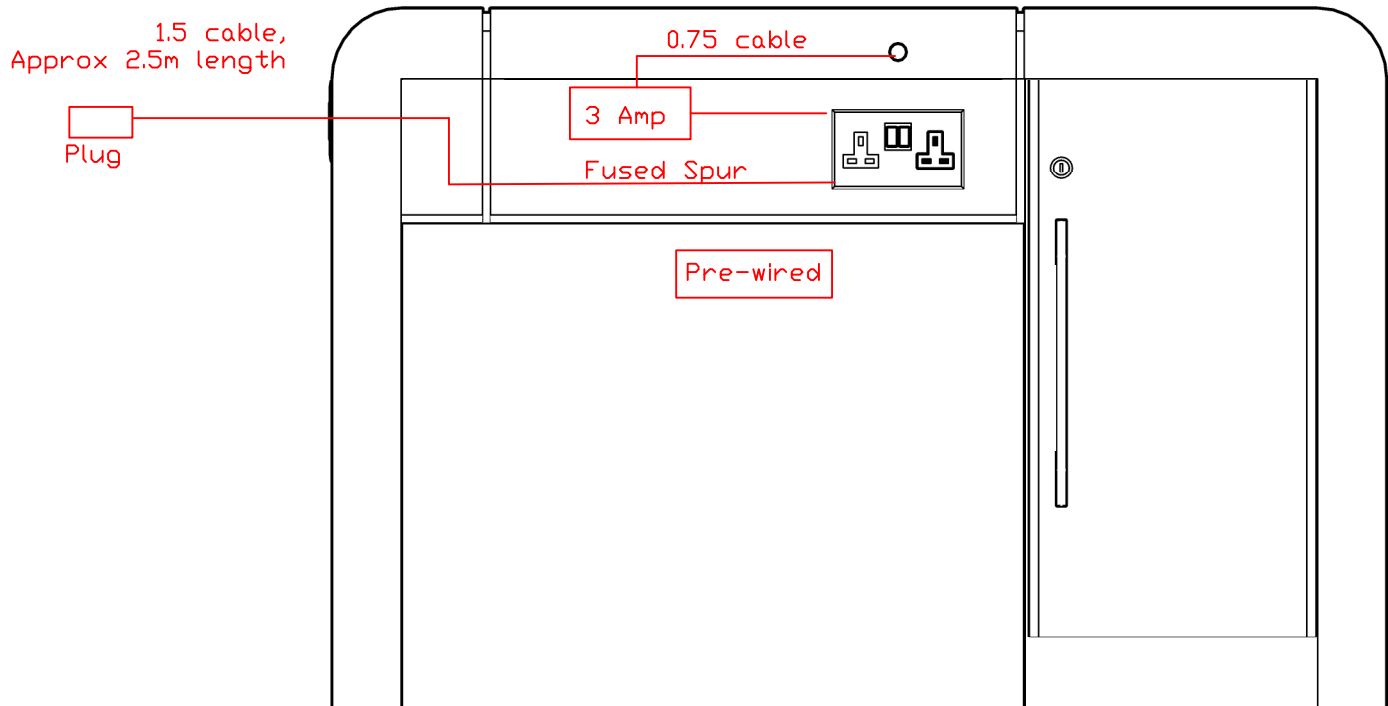
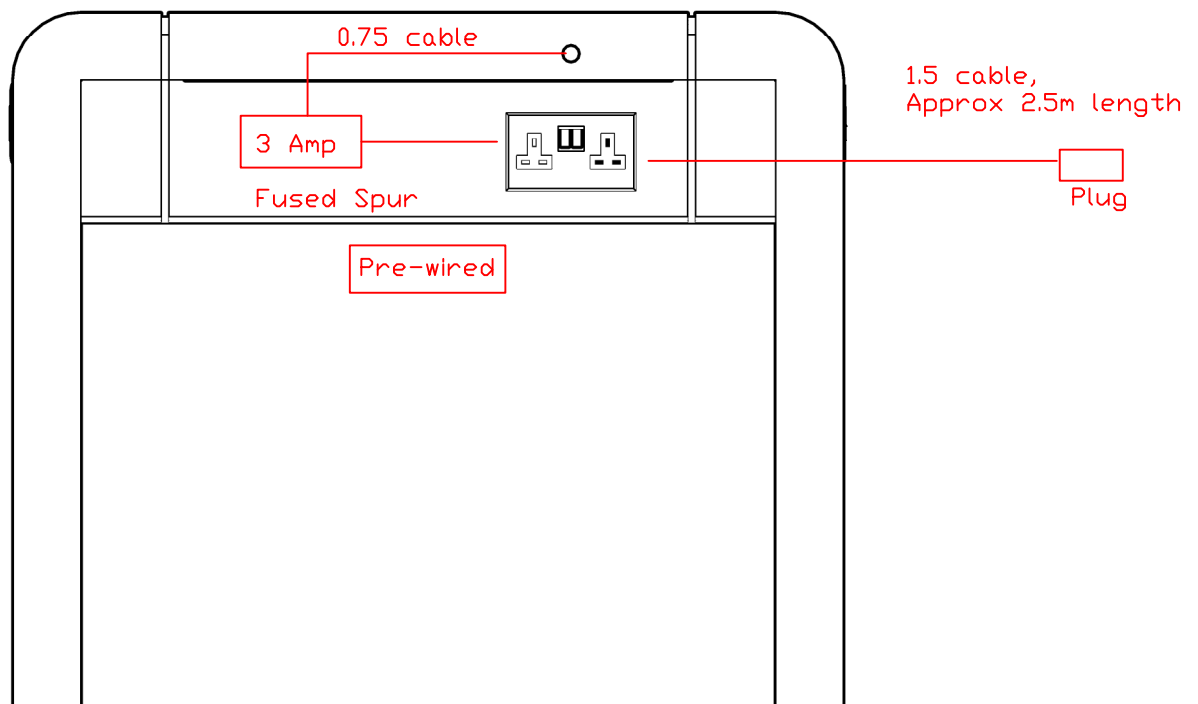
Choice of REM laminates

Optional extras must be clearly
detailed at time of order:

Chrome socket - 05852
Chrome socket Pre-Wired - 05889

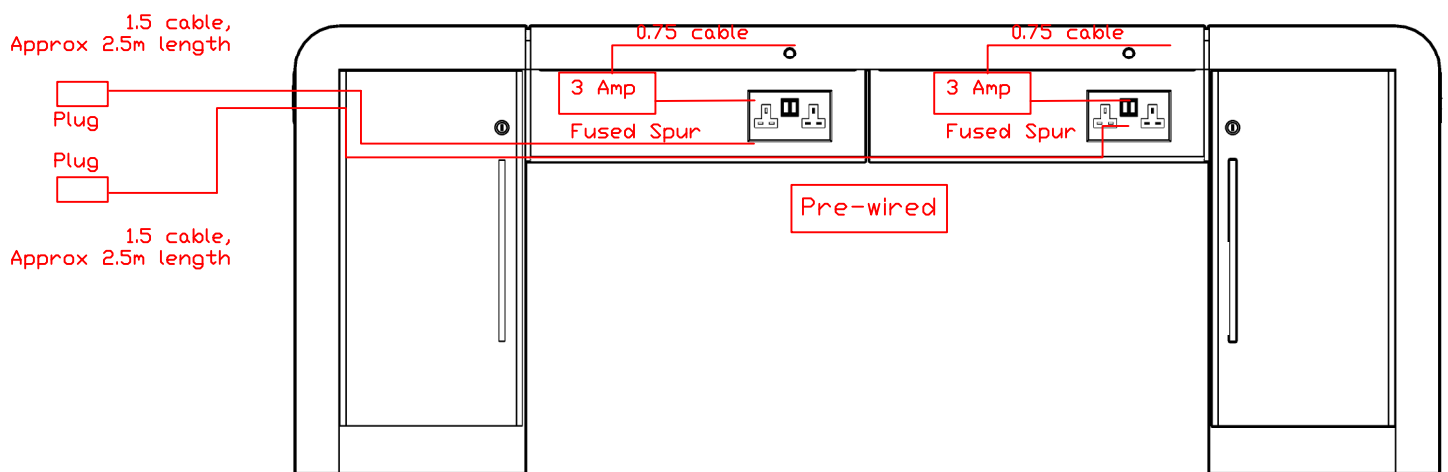
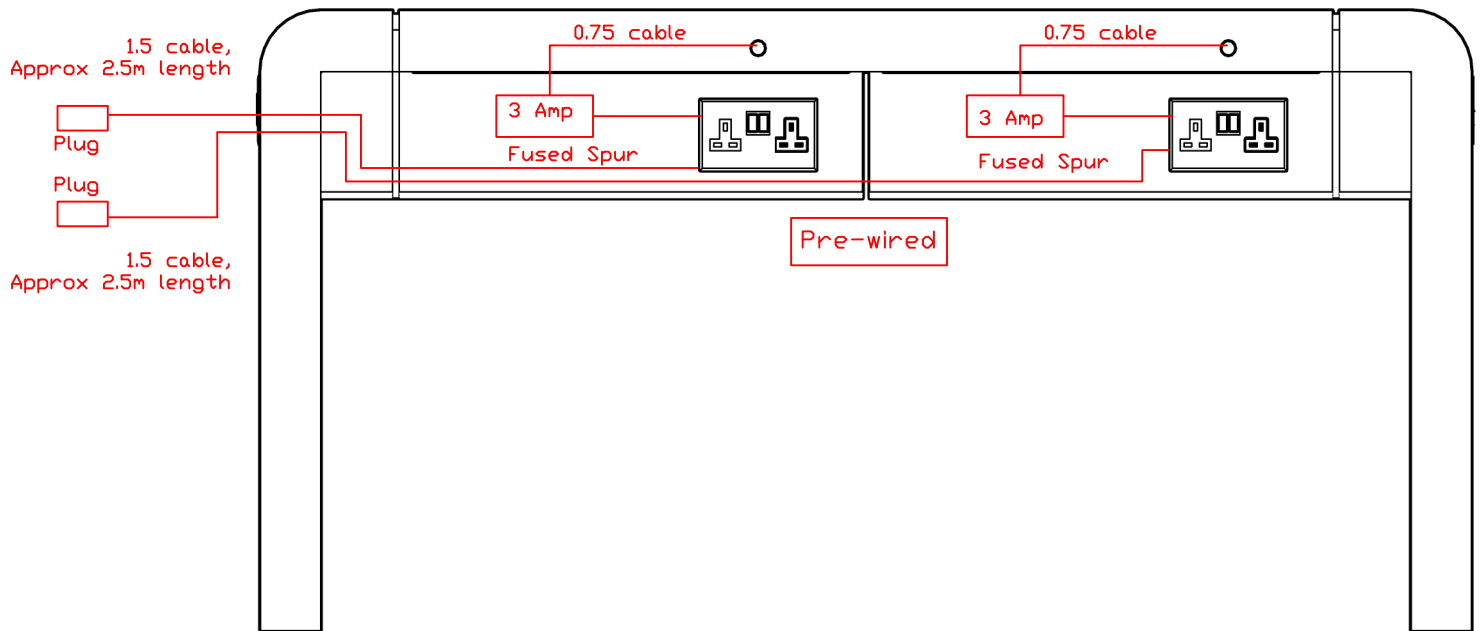
NOTE: MODEL SHOWN COMPLETE WITH
ADDITIONAL FILTER AND SOCKETS

Concorde Nail Bar
01052A / 01052B
Edition 2-2019



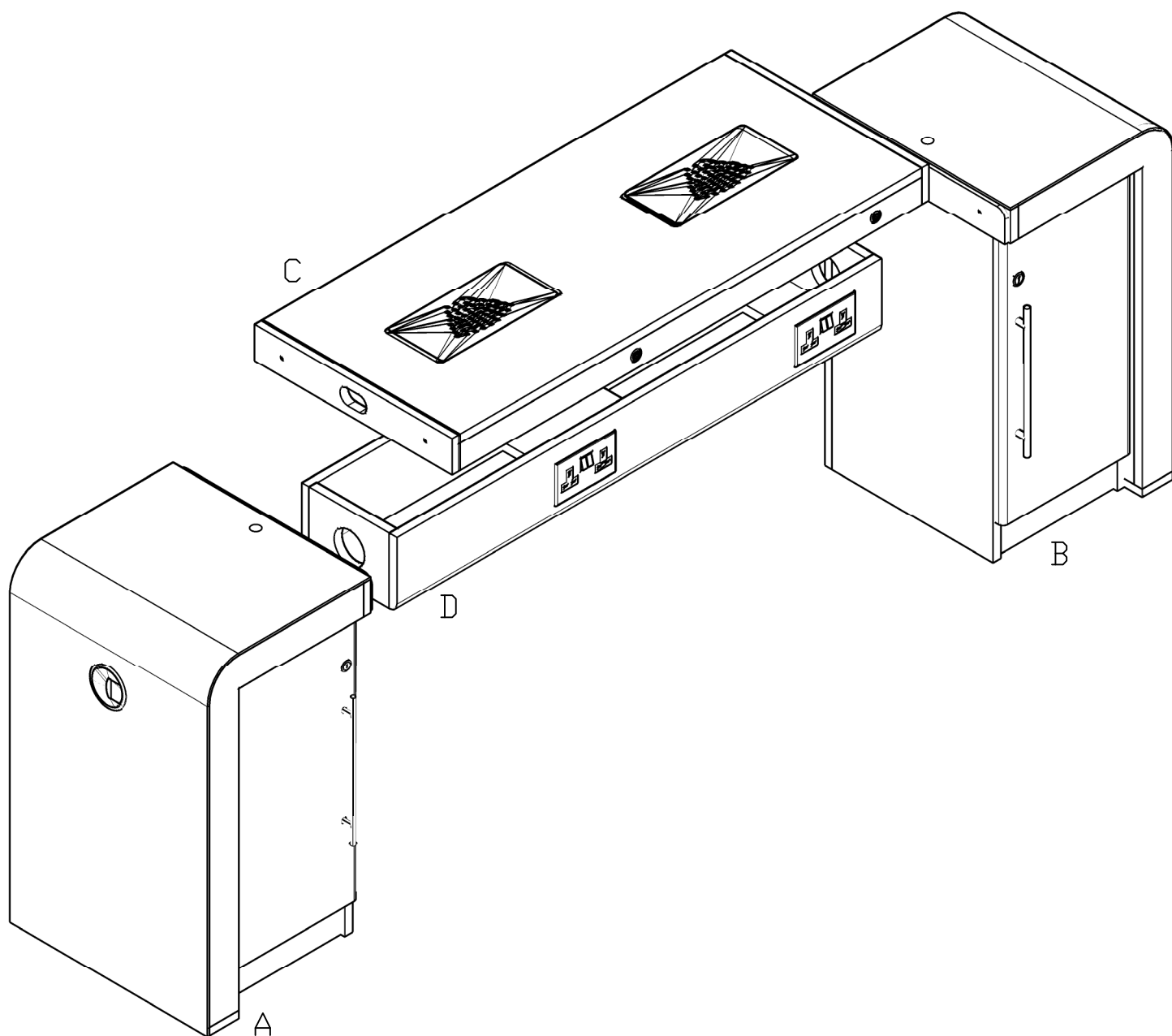
NOTE: MODEL SHOWN COMPLETE WITH
ADDITIONAL FILTER AND SOCKETS

Concorde Nail Bar
01052C / 01052D
Edition 2-2019



NOTE: MODEL SHOWN COMPLETE WITH
ADDITIONAL FILTER AND SOCKETS

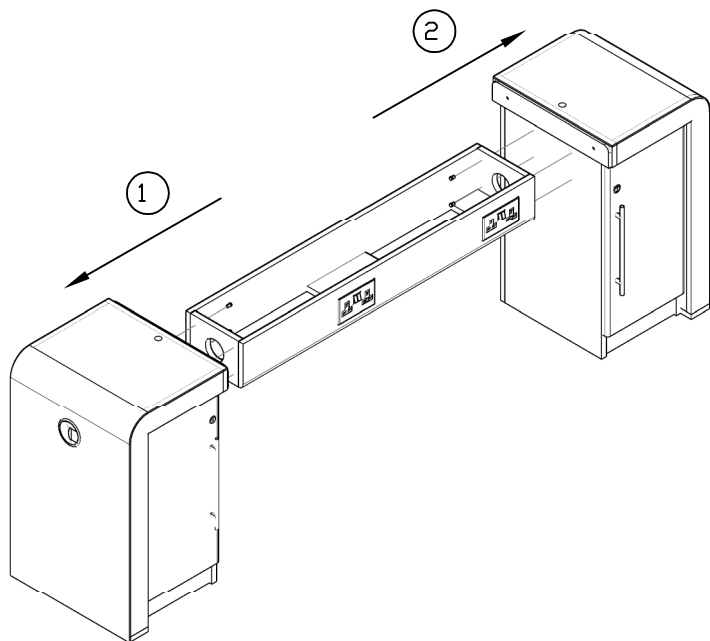
NOTE: these are recommended fitting instructions. Please discuss our recommendations with a qualified furniture fitter.



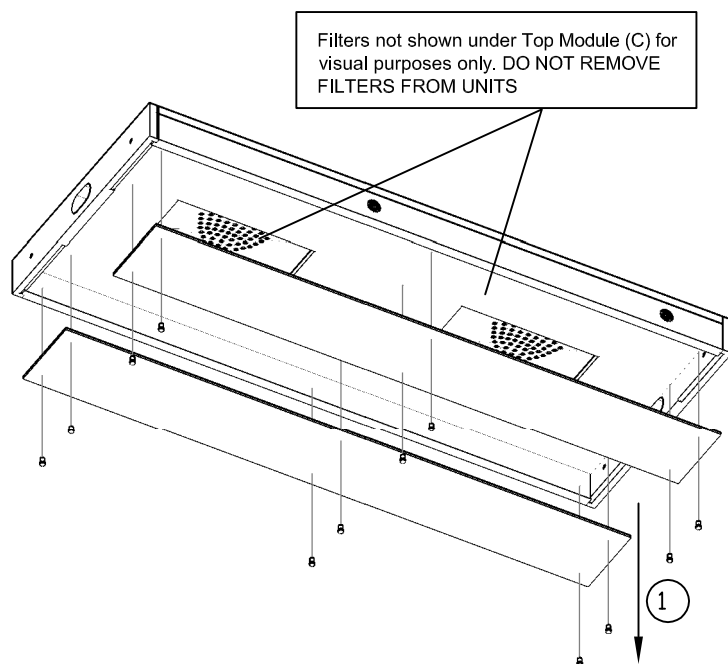
NOTE: MODEL SHOWN COMPLETE WITH
ADDITIONAL FILTER AND SOCKETS

A : Concorde 01051D Left Module
B : Concorde 01051D Right Module
C : Concorde 01051D Lower Module
D : Concorde 01051D Top Module

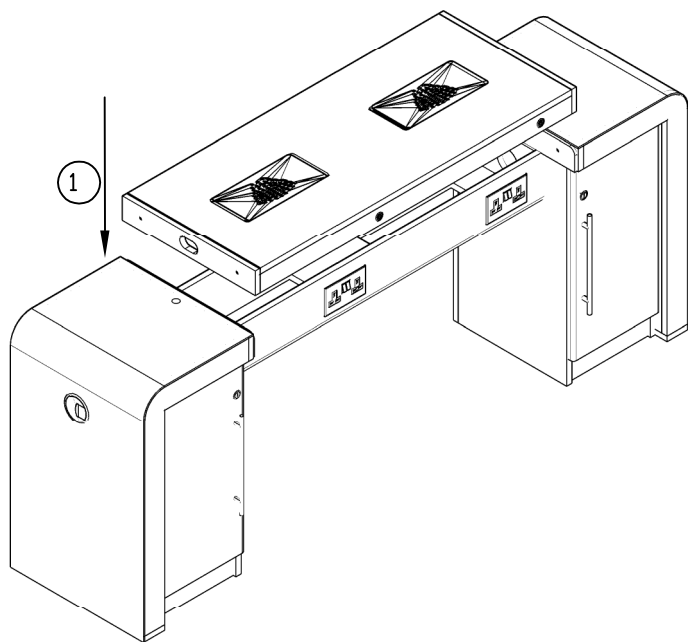
NOT SHOWN:
E : 8 x Screws
F : 4 x M8 Bolts



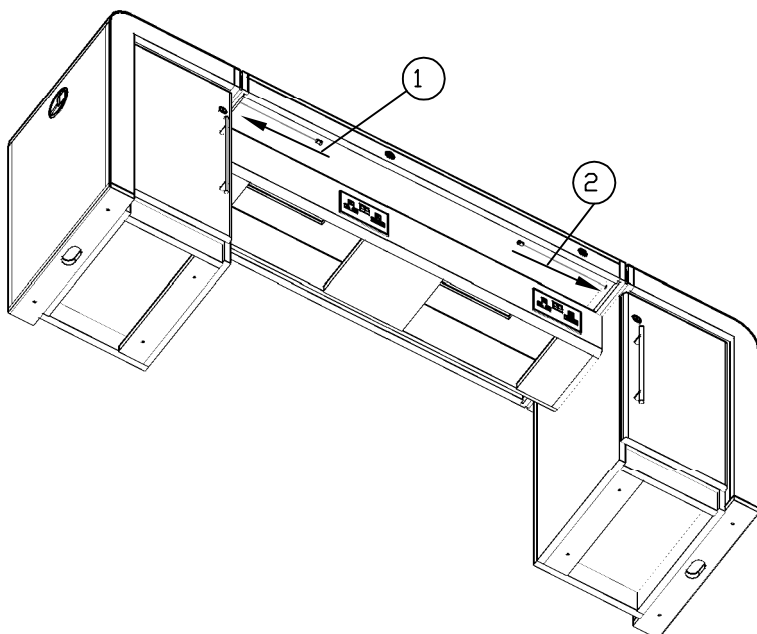
1. Carefully unwrap components and ensure all pieces are in order depending upon type of Concorde Nail Bar ordered.
Minimum 2 person procedure:
Attach Lower Module (D) to Left Module (A) using screws provided (E) [1]. Repeat process and attach to Right Module (B) [2].



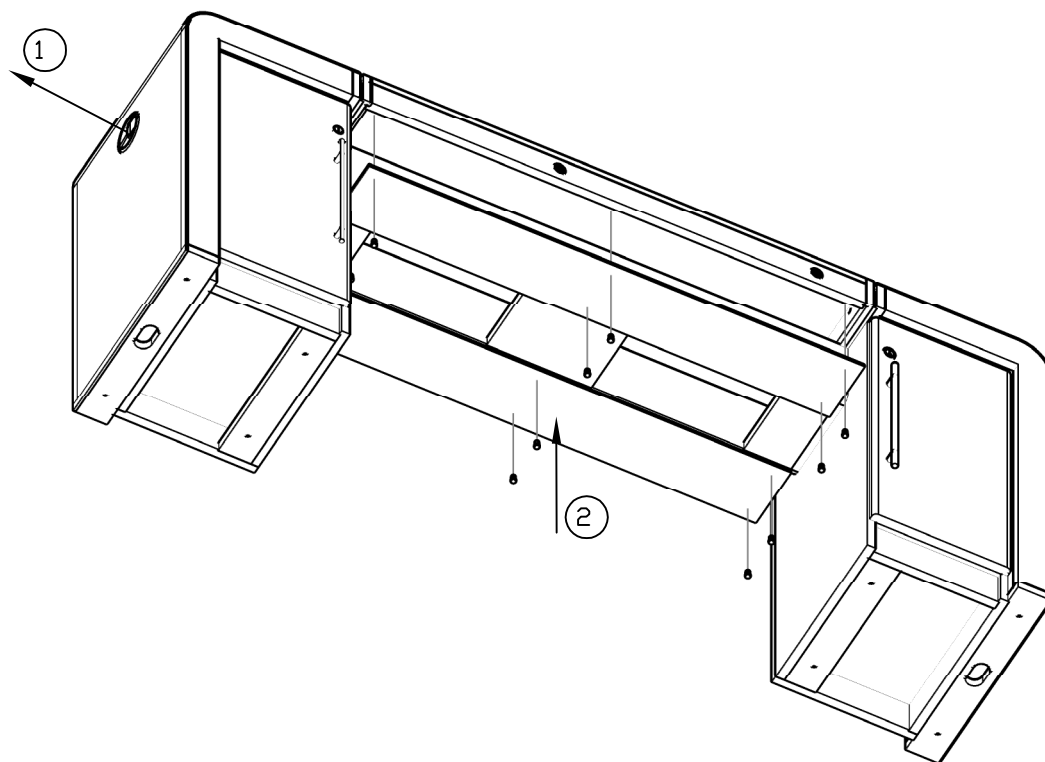
2. Remove lower plastic panels to gain access to internals [1]. These panels need to be replaced later.



3. Minimum 2 person procedure:
Carefully lower Top Module (C) onto Lower Module (D) ensuring power buttons face towards the same side as the storage doors [1].



4. Minimum 2 person procedure:
Attach Top Module (C) to Left Module (A) using bolts provided (F) [1]. Repeat process and attach to Right Module (B) [2].

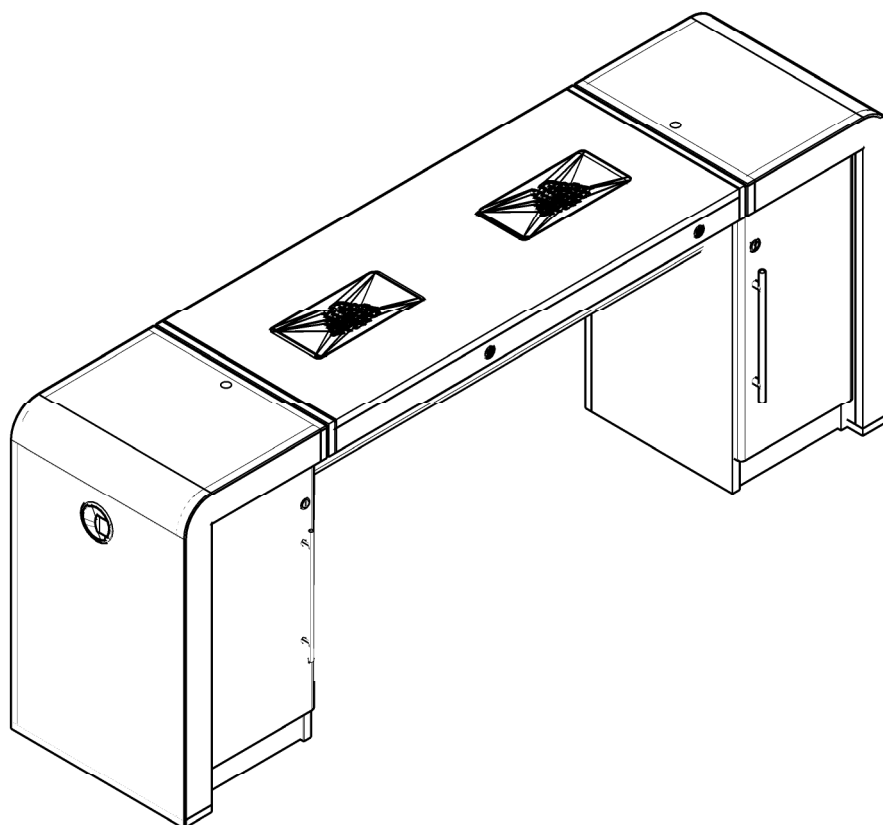


5. To be completed by qualified electrician only:

Feed filter unit power cables through top access holes and exit through either left or right module legs. Wire power sockets (if purchased) and also feed through left or right legs [1].

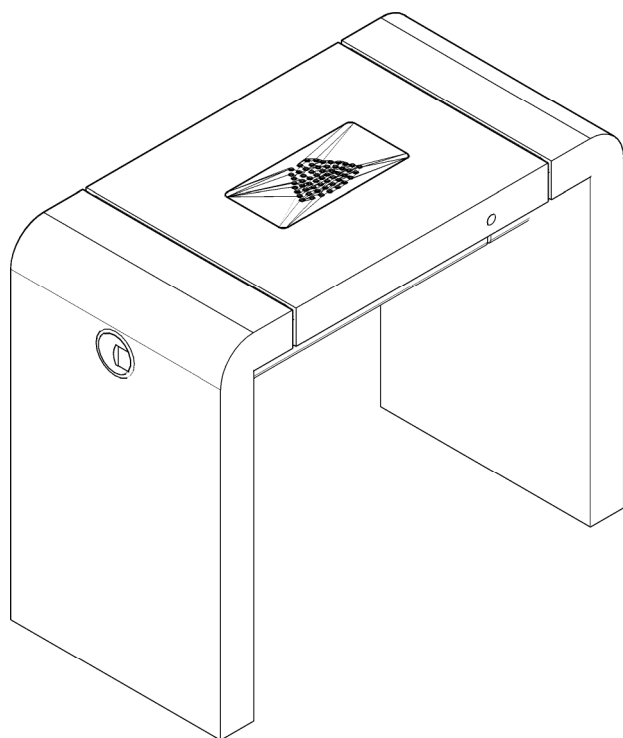
Replace access panels from stage 2 [2].

Attach plug to filter cables.

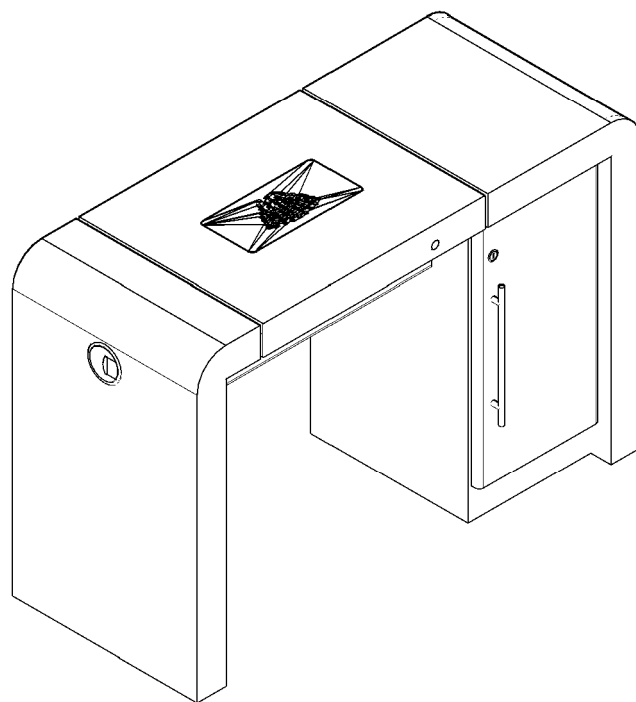


6. Concorde Nail Bar Complete.

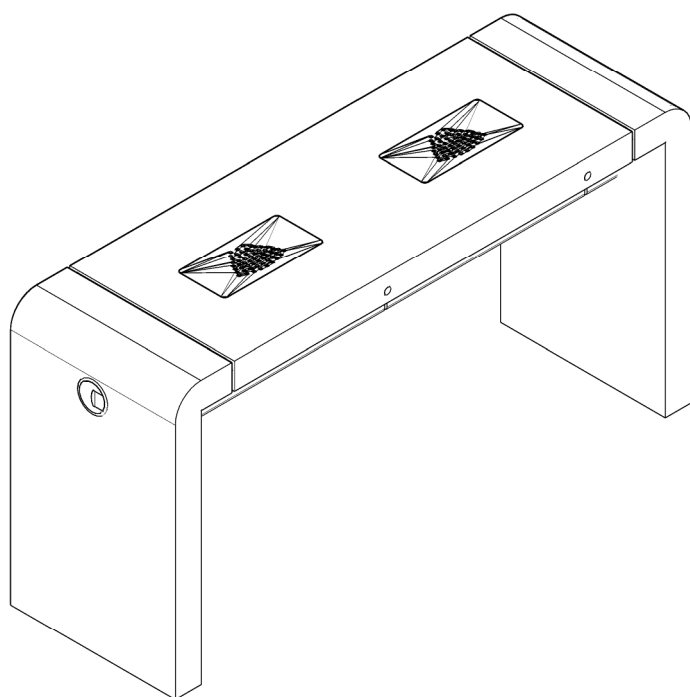
Concorde Nail Bar
01052A / 01052B / 01052C / 01052D
Edition 2-2019



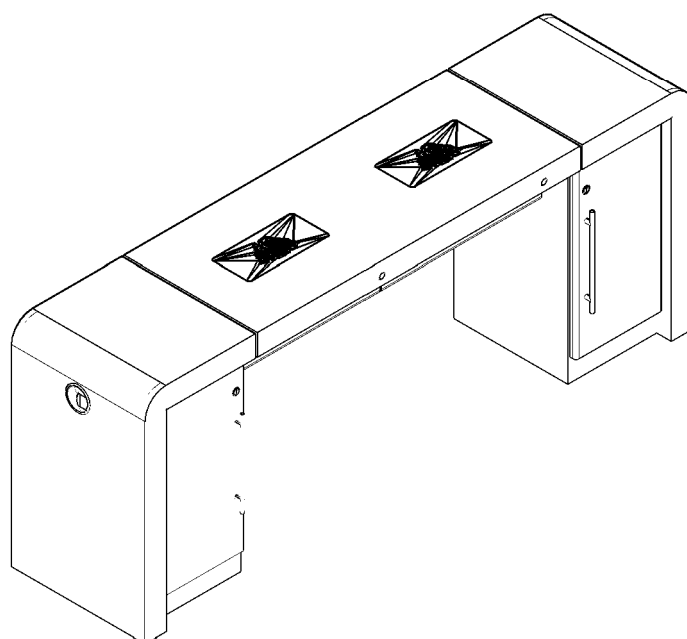
Concorde 01051A
Delivered as 1 piece



Concorde 01051B
Delivered as 1 piece



Concorde 01051C
Delivered as 1 piece



Concorde 01051D
Delivered as 4 piece's

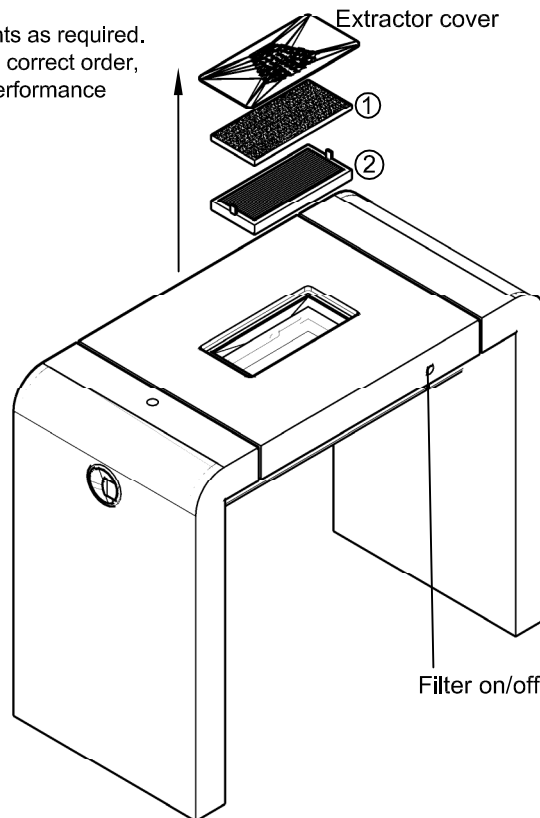
Concorde Nail Bar

01052A / 01052B / 01052C / 01052D

Edition 2-2019

To gain access to filter components lift off upper
Extractor cover.

Remove and clean (or replace) components as required.
Ensure components are re-installed in the correct order,
failure to do so will result in lack of filter performance



1 : Particle Filter (33413)
2 : Hepa Filter (33410)

INSTALLATION:

Initially, the Concorde Nail Bar should be checked carefully for any transit damage.

FILTER UNIT:

This filter has been designed to take into account rising Health and Safety legislation's relating to the purification of air in the working environment and to noise levels deemed to be safe by the Health and Safety Executive.

REM's Concorde filter has a 2 stage purification system: -

1. A removable particle filter to catch the larger nail particles and waste
2. HEPA Carbon activated filter to catch particles as small as 0.3 microns to 99.97% effectiveness

This system moves air at a rate of 1.00 - 1.20 meters per second at the working surface and to a decibel reading of 60db seated, well within the H&S recommendations.

OPERATION:

- The Filter unit is operated by a single on / off switch located on the operators side of the unit.

WARNINGS:

- Warning: Do not cover the filter unit when in use, doing so will reduce performance and could damage internal components.
- Warning: Do not pour any liquids into the filter unit. Should any spillage occur, disconnect Concorde from the power supply and clean up immediately. Should any significant spillage occur recommendation is the filter unit should not be used and a replacement extractor unit installed.
- Warning: Do not attempt to gain access to the unit, or remove parts (other than those described in the Operating Instructions), without first disconnecting the unit from the mains supply. In any event, experienced personnel only, should carry out essential repairs (ring for assistance). Pets and children must be kept well away from the Infiniti whilst in use and any spillages cleared up with the unit fully disconnected.

MAINTENANCE & REPLACEMENTS:

- Ensure the unit is switched off and unplugged before cleaning and replacing any of the filters
- Do not use any strong detergents, abrasive cleaning agents or chemical agents to clean this unit
- Approximately once every week lift of the Steel Filter Cover and remove the particle & odour filter and shake off or vacuum the particles of nail caught up in the filter. It is recommended that this filter be changed/replaced every 3 to 4 months depending on use

For replacement parts contact REM Sales Department on 01282 619977

	<u>Cleaning Schedule:</u>	<u>Replacement Schedule:</u>
Particle Filer:	1 Weeks	3 - 4 Months (dependant on usage)

SPECIFICATIONS:

Decibel reading at sitting position: 60 Db

Air flow rate at filter surface: 1.00 - 1.20m/s (note: air flow rate may vary depending upon ambient conditions)

This unit is **CE** approved and has been manufactured to comply with the following standards

- **EEC Directives**
- **BS 60335-1** General Electrical Safety
- **WEEE** registration reference
- **HSG 258** Health & Safety Extraction Guidelines
- The noise level is well within the working exposure limits set out in the **Control of Noise at Work Regulations (2005)**
- **SR13** COSHH essentials for service & retail

Electrical Options:

The Concorde Nail Bar is supplied with an Air Filter Unit as standard. These filter units are pre-installed, inspected, and tested by qualified personnel to meet the Requirements for Electrical Installations, IEE Wiring Regulations, 17th Edition.

Do not attempt to gain access to the unit, or remove parts (other than those described in the Operating Instructions), without first disconnecting the unit from the mains supply. In any event, experienced personnel only, should carry out essential repairs / maintenance.

Fabrics:

DECLARATION OF CONFORMITY OF CERTAIN FIRE RETARDANCY STANDARDS.

BS 7176 is the British Standard which specifies the requirements for the resistance to ignition of upholstered furniture manufactured for seating or similar usage, but excluding use on domestic furniture or transport seating. Tests have been carried out on all REM products and fabrics in accordance to BS EN 1021-1: 2006 and BS EN 1021-2: 2006 which satisfy the performance requirements of Low Hazard Category of BS 7176 (resistance to ignition sources: Smouldering Cigarette and Match Flame Equivalent).

Typical examples of furniture that are required to meet the Low Hazard Category are Schools, Colleges, Offices, and Day Centres.

All of the cloths the REM swatch are available on the majority of REM products and meet the Medium Hazard Category (Public Buildings, Restaurants, Hotel Bedrooms, Hospitals etc) of BS 7176 which is similar to the above but also includes the Ignition Source 5 test of BS 5852: 2006.

It should be noted also, that whilst the test levels for the various hazard categories are set after careful consideration of the particular end-user environments involved, they are not intended to reflect the behaviour of the upholstery in a fully developed fire. A label is available for use on items produced in accordance with this standard, although there is no legal requirement to attach said label. These can be supplied on request at the time of ordering (printed to suit Low and Medium Hazard Only).

All products are subject to availability. REM reserves the right, without further notice, to alter the material specification of our products, if necessary to provide the highest levels of product quality.

Laminate:

Each laminate shown in the REM swatch has been carefully selected from the Polyrey, Wilsonart & Egger Quality Collections of high pressure laminates (HPL). They can all be postformed (with the exception of Alu Brosse), and are suitable for commercial use. Please note that Matt Black has a tendency to fine scratching and finger marks when applied to horizontal working surfaces.

REM has made every effort to ensure that the Laminates presented in our swatch book are as the original. All products are subject to availability. REM reserves the right, without further notice, to alter the material specification of our products, if necessary to provide the highest levels of product quality.

Please ensure that you discuss any queries with our technical staff. For more colour ideas visit www.rem.co.uk.

NOTE

REM declines all responsibility for any injury to persons or damage to property caused by installation or assembly that has not been carried out in compliance with the general warnings, and the installation instructions of the pole/base and/or wall arm. REM declines all responsibility for any injury to persons or damage to property caused by installation or assembly carried out by non-qualified persons. REM declines all responsibility for injury or damage resulting from the unsuitability of the wall for the wall hood processor and arm only.

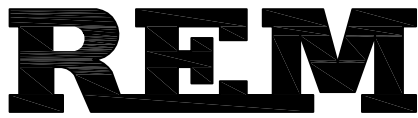
Environmental Protection



The crossed-out wheeled bin symbol which you will find on the Rating Plate attached to your product, or appearing in the Assembly/Operating Instructions, signifies an obligation by you as purchaser or owner, to dispose of the equipment in accordance with the European Directive 2002/96/EC. This is a statutory instrument commonly known as the 'WEEE Regulations', which effectively requires you to carry out disposals of all Electrical and Electronic Equipment separately from your usual waste facilities. Specialist waste controls, designated by the Government (or Local Authorities) are to be made available to prevent potentially harmful substances affecting the environment and causing a possible human/animal health risk.

More detailed information is available from your local Environmental Health Office, Local Authority Waste Disposal Service, or the sales point from which the product was originally purchased.

REM's Producer Registration Number is **WEE/BJ0066TW**



Declaration

Guarantee

AWhat this Warranty Covers

This warranty covers any product defects arising from faulty materials or workmanship; or defects arising from direct delivery transport damage. It is important to note that damages must be reported within 72 hours and are only covered for the address on the REM delivery note. Any issues relating to incorrect specification or missing components must be reported within 28 days from delivery.

What this Warranty Does Not Cover

Any problems arising from damage caused by misuse, failure to install correctly, damage caused during 3rd party transportation and storage, or fair wear and tear. (Goods delivered by the wholesaler or courier arranged by the wholesaler or end user will be classed as 3rd party transportation.)

What is the period of this Warranty?

This Warranty extends for a period of three years from date of purchase. Customers must retain their receipt from the supplying REM Distributor as proof of purchase. Any wholesaler stock items will be covered for three years, where applicable, from date of purchase from the wholesaler but exclude transport damage.

What we will do to correct problems

REM will, at its discretion, repair or replace defective products. During the first year of ownership for UK Mainland customers only, REM will supply and, at its discretions, fit replacement parts or products. In years 2 and 3 for UK Mainland customers and for years 1, 2 and 3 for all customers outside UK Mainland, REM will supply replacement parts or products at its cost.

What we will not do

REM will not be responsible for any associated costs of refitting or reinstalling any products which have been replaced nor will it be responsible for any costs incurred arising from the non-availability of its products awaiting repair or replacement.

How do you get service?

Should any problems arise with your REM product please use the REM Support Link which is found at <http://www.remsupport.co.uk/>.

How does this affect my statutory rights?

This three year warranty in no way affects your statutory rights and is intended as an additional safeguard and benefit for buying and using REM products.

Notable Exceptions to the warranty

1. Miranda Dryer is covered by 12 month warranty only.
2. Rio Mag Lamp is covered by 12 month warranty only.
3. Apollo, Apollo Lux, Studio, Jupiter, Nero, Penta and Monet Trolleys are covered by 12 month warranty only.
4. Any repairs carried out by REM personnel or accredited REM engineers have a 3 month guarantee.

Other Exceptions to the warranty

1. Upholstered seats are covered by a 3 year warranty except for where cloth gathers or stretches under use.
2. Dryer Pole Wing Nuts are considered a wearable part and not covered by warranty.
3. Hoses for REM washpoints are considered a wearable part and not covered by warranty.
4. Handsets for REM electric couches are only covered by warranty for the first 12 months.
5. Stained Upholstery due to hair dye and other products are not covered by warranty.
6. Stained Upholstery due to denim or similar are not covered by warranty.
7. Stained work surfaces due to nail varnish and similar products are not covered by warranty.
8. Damaged glass components or mirrors are not covered under warranty unless the damage was occurred during delivery and reported within 72 hours.
9. Visors on REM Hood Dryer are covered by warranty for transit damage only.
10. Any items damaged in transit are only covered by warranty if delivered on REM vehicles or REM appointed subcontractors. Any items collected from REM by customers or where collection has been arranged by customers are not covered for any transit damage.
11. Any items purchased from REM Reconditioned stock, invoiced on a code beginning with 3045 are not covered by warranty.
12. Any items purchased from Ebay or similar are not covered by warranty.

REM Returns Policy

All defects arising from faulty materials or poor workmanship; or defects arising from transport damage will be returned to REM at no cost to the customer.

Where REM agree to replace a product, the replacement item will be charged to the customer's account. The returned unit will be credited in full once it has been received back at REM. In cases where the reported fault cannot be found, no credit will be authorised.

Unwanted goods, or items not meeting customer requirements; which are free from the defects listed above, un-used, and in its original packaging will be considered for credit by a duly appointed representative of REM. A minimum charge of £60 will apply and will be communicated before the returns order is processed.

Items manufactured to the specific requirements of the customer (such as made-to-order furniture and upholstery; and bespoke furniture) are non-returnable. If the item is faulty it will be replaced or repaired at REM's cost, as per our terms and conditions.

REM will attempt collection of an arranged return a maximum of two times at which point the customer/wholesaler will have to arrange their own transportation for the goods to be sent back to REM or the returns note will be cancelled and any charges on the note will be applied to the account.

Please ensure that you discuss any queries with our technical staff:

www.rem.co.uk

sales@rem.co.uk

customerservice@rem.co.uk

+44(0) 1282 619 917